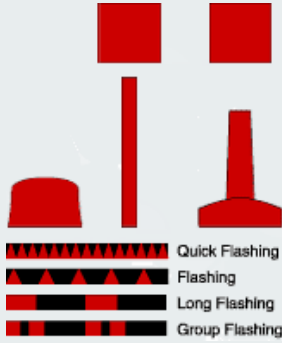
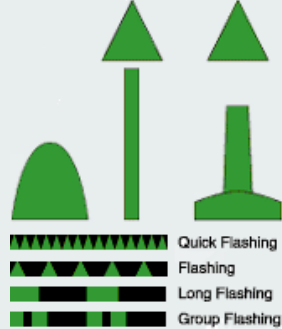
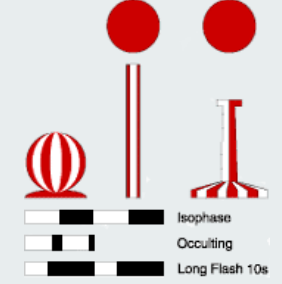
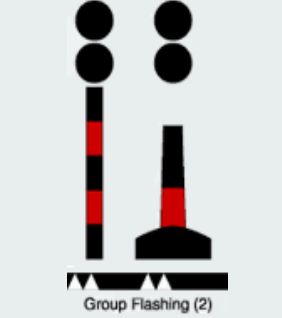



Types of Marks

Marks are used to show well established channels indicating the port and starboard side of channels.

	<p>Port mark</p> <p>Meaning: When entering harbour leave port marks on your port side. When leaving harbour leave port marks on your starboard side.</p> <p>Colour: Red.</p> <p>Top mark: Can shape.</p> <p>Light: A red light may be shown.</p>
	<p>Starboard mark</p> <p>Meaning: When entering harbour leave starboard marks on your starboard side. When leaving harbour leave starboard hand marks on your port side.</p> <p>Colour: Green</p> <p>Top mark: Cone shape.</p> <p>Light: A green light may be shown.</p>
	<p>Safe water mark</p> <p>Meaning: The water all around is free from obstruction of shallows.</p> <p>Colour: Red with white vertical stripes.</p> <p>Top mark: Single red sphere.</p> <p>Light: Single white long flash every ten seconds, isophase or occulting.</p>
	<p>Isolated danger mark</p> <p>Meaning: Indicates isolated danger, a submerged object with water all around, don't pass close.</p> <p>Colour: Black with one or more horizontal red bands.</p> <p>Top mark: Black spheres.</p> <p>Light: White light showing a group of two flashes.</p>
	<p>Special mark</p> <p>Meaning: Indicates special area - could be spoil or foul ground marks, cable or pipeline marks, including outfall (sewage) pipes or a wreck.</p> <p>Colour: Yellow, at night yellow light.</p> <p>Top mark: Single yellow cross.</p> <p>Light: Yellow, any rhythm may be used other than those used for the white light of cardinal, isolated danger or safe water marks.</p>