
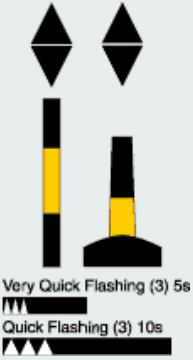
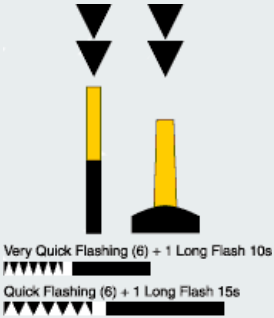
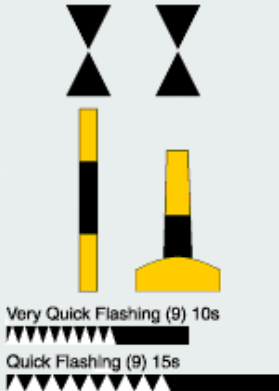


Cardinal Marks

These are used where lateral marks would be inappropriate or confusing. They indicate the compass direction of the safest water, so having a compass on board is very useful. They indicate the safe side to pass a danger or a feature, such as a bend in channel or end of a shoal.

Types of Cardinal Marks

 <p>The diagram shows two buoys. The left buoy has a black top section and a yellow bottom section. The right buoy has a black top section and a yellow bottom section. Below the buoys are two light patterns: 'Very Quick Flashing' (a series of short, frequent vertical lines) and 'Quick Flashing' (a series of longer vertical lines).</p>	<p>North cardinal mark</p> <p>Meaning: pass to North.</p> <p>Colour: black band above yellow band.</p> <p>Top mark: cones points up.</p> <p>Light: white light continuous flash.</p>
 <p>The diagram shows two buoys. The left buoy has a black top section, a yellow middle section, and a black bottom section. The right buoy has a black top section, a yellow middle section, and a black bottom section. Below the buoys are two light patterns: 'Very Quick Flashing (3) 5s' (three short vertical lines) and 'Quick Flashing (3) 10s' (three longer vertical lines).</p>	<p>East cardinal mark</p> <p>Meaning: pass to East.</p> <p>Colour: black bands above and below yellow band.</p> <p>Top mark: cones points outward.</p> <p>Light: white light three flashes.</p>
 <p>The diagram shows two buoys. The left buoy has a yellow top section and a black bottom section. The right buoy has a yellow top section and a black bottom section. Below the buoys are two light patterns: 'Very Quick Flashing (6) + 1 Long Flash 10s' (six short vertical lines followed by one longer vertical line) and 'Quick Flashing (6) + 1 Long Flash 15s' (six longer vertical lines followed by one very long vertical line).</p>	<p>South cardinal mark</p> <p>Meaning: pass to South.</p> <p>Colour: black band below yellow band.</p> <p>Top mark: cones points down.</p> <p>Light: white light six flashes and one long flash.</p>
 <p>The diagram shows two buoys. The left buoy has a yellow top section, a black middle section, and a yellow bottom section. The right buoy has a yellow top section, a black middle section, and a yellow bottom section. Below the buoys are two light patterns: 'Very Quick Flashing (9) 10s' (nine short vertical lines) and 'Quick Flashing (9) 15s' (nine longer vertical lines).</p>	<p>West cardinal mark</p> <p>Meaning: pass to West.</p> <p>Colour: black band between yellow bands.</p> <p>Top mark: cones points inward.</p> <p>Light: white light nine flashes.</p>